
















DSpace User Group Conference Survey OR2008

1. What is your role at your organization relative to the DSpace platform?			Response Percent	Response Count
Repository Manager			23.4%	40
Librarian or Library Assistant			17.5%	30
Academic (professor, teacher, student)			5.3%	9
System Administrator/Technical Support			13.5%	23
Developer			14.6%	25
Manager/Director/Administrator (managing people who implement or use DSpace)			12.9%	22
Other (please specify)			12.9%	22
			<i>answered question</i>	171
			<i>skipped question</i>	2

2. Did you attend the recent DSpace User Group Meeting at the Open Repositories Conference 2008?			Response Percent	Response Count
Yes			25.0%	43
No			75.0%	129
			<i>answered question</i>	172
			<i>skipped question</i>	1

3. Overall, how satisfied were you with the DSpace User Group Meeting at OR2008?

		Response Percent	Response Count
1 - Not satisfied at all		0.0%	0
2		0.0%	0
3		0.0%	0
4		2.3%	1
5 - slightly less than satisfied		7.0%	3
6 - slightly more than satisfied		16.3%	7
7		27.9%	12
8		20.9%	9
9		20.9%	9
10- Extremely satisfied		4.7%	2
		answered question	43
		skipped question	130

4. You answered that you were less than satisfied with the DSpace User Group Meeting. Please tell us why, so that we can improve our future meetings.

		Response Count
		1
		answered question
		1
		skipped question
		172

5. What did you find most useful about the DSpace User Group Meeting at OR2008? (1=most important, 2=second most important, 3=third most important, 4=fourth most important)

		Response Average	Response Total	Response Count
Presentations		2.26	95	42
Training		2.83	116	41
Meeting other members of the community and conference participants		1.74	73	42
Being a part of the larger Open Repositories Conference		3.17	133	42
			<i>answered question</i>	42
			<i>skipped question</i>	131

6. Are you more likely to attend a DSpace User Group Meeting when it is held in conjunction to the Open Repositories Conference?

		Response Percent	Response Count
Yes		42.0%	71
No		10.7%	18
No preference		26.6%	45
Don't know		17.2%	29
Not likely to ever attend		3.6%	6
		<i>answered question</i>	169
		<i>skipped question</i>	4






7. If the DSpace User Group Meeting is held in conjunction with the Open Repositories Conference, do you have a preference of whether it is held BEFORE or AFTER the conference?

		Response Percent	Response Count
Before		21.6%	35
After		17.9%	29
No preference		54.9%	89
Don't know		5.6%	9
answered question			162
skipped question			11




8. How would you change the DSpace User Group Meeting? Please select up to 3 options.

		Response Percent	Response Count
Add panel discussions (panel of experts available to discuss specific topics)		37.1%	59
Add more technical training (developer focused)		37.1%	59
Add more non-technical training (repository manager focused)		36.5%	58
Add interactive technical workshops (help on how to resolve specific issues with a repository)		44.0%	70
Add DSpace specific "Birds of a Feather" (informal meetings on DSpace topics of interest)		41.5%	66
Make the user group meeting longer		9.4%	15
Make the user group meeting shorter		1.3%	2
No specific suggestions		15.7%	25
Don't change anything		2.5%	4
Other (please specify)		9.4%	15
answered question			159

9. Which location would you be able and/or interested in attending as a stand-alone DSpace User Group Meeting in the fall of 2009 (i.e. not in conjunction with an Open Repositories conference)? Please select all that apply.

		Response Percent	Response Count
India		17.1%	27
Asia		22.8%	36
Europe		49.4%	78
None - will not likely be able to attend regardless of location		21.5%	34
Other		13.3%	21
		answered question	158
		skipped question	15







10. Of the regions you specified in the previous question, in particular which countries would you be interested in? (list in order of preference)

		Response Percent	Response Count
Country One:		100.0%	107
Country Two:		79.4%	85
Country Three:		62.6%	67
		answered question	107
		skipped question	66

11. Do you have any other comments or suggestions for planning a successful DSpace User Group Meeting?

		Response Count
		39
		answered question
		39
		skipped question
		134

12. Are there other communication venues that the DSpace community should make use of? Please select up to 2 options.

		Response Percent	Response Count
Facebook, Crowd Vine or similar networking site		28.2%	42
Discussion forums on the dspace.org website		52.3%	78
Webinars		32.9%	49
Blogs		40.9%	61
None		9.4%	14
Other (please specify)		4.7%	7
		<i>answered question</i>	149
		<i>skipped question</i>	24